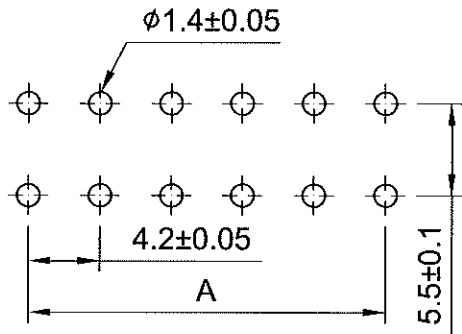
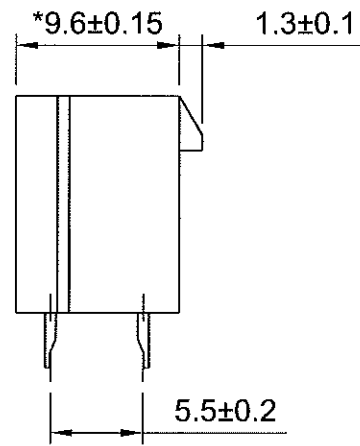
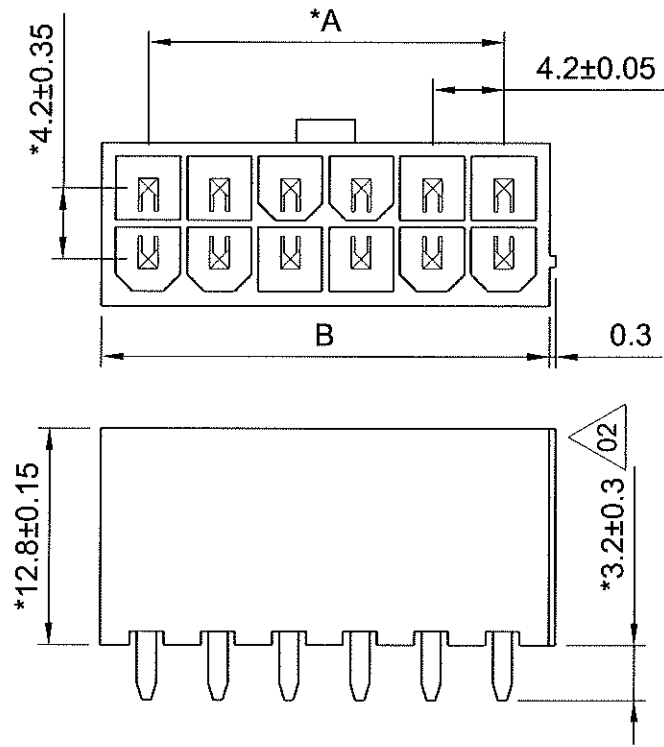


HSF
Compliant

REV.	DESCRIPTION	DATE	APPR.
02	修改尺寸(3.3→3.2)	2009/04/23	陳世官
03	修改公差	2012/09/19	羅文含



Recommended P.C.B. Layout

Dim : A, B tolerance as following
 A, B尺寸公差如下：
 2 x 1p ~ 2 x 4p±0.20
 2 x 5p ~ 2 x 8p±0.30
 2 x 9p ~ 2 x 12p±0.40

Specifications

- Poles : 2 ~ 24
- Current & Voltage Rating : 7A & 250V AC, DC
- Insulation Resistance : 1000 MΩ min.
- Dielectric Withstanding : AC 1500V for 1 minute
- Operating Temperature : -25°C ~ +85°C
- Contact Material : Brass, Tin plated 60μ"
- Insulator Material : Nylon-66, UL 94V-2 (White)
- Applicable PC Board Thickness : 1.6mm
- Packing : Bag

4420A-WS-xxT-A

→ No. of contacts

No. of contacts	Dim. A	Dim B
02		5.2
04	4.20	9.4
06	8.40	13.6
08	12.60	17.8
10	16.80	22.0
12	21.00	26.2
14	25.20	30.4
16	29.40	34.6
18	33.60	38.8
20	37.80	43.0
22	42.00	47.2
24	46.20	51.4

03

JAWS 兆旭股份有限公司
JAWS CO., LTD.
 7F., No.31, Ln. 169, Kangning St., Xizhi Dist.,
 New Taipei City 221, Taiwan (R.O.C.)
 TEL:886-2-2692-2898
 FAX:886-2-2692-2618
 Http://www.jaws.com.tw

THIRD ANGLE PROJECTION			DESIGN UNITS ■ mm □ INCH
SIZE: A4	SCALE: FREE	SHEET: 1/1	
CPN :		DAN NO.: S10109-035	

TITLE: 4.2mm Wafer Dual Rows Straight Type		GENERAL TOLERANCES:	
PARTS NO.: 4420A-WS-xxT-A		X.	±0.50
DWG NO.: JAWS-SOP-4420A005		X.X	±0.25
REV. 03		X.XX	±0.20
		X.XXX	±0.08

DRAWN	林峻吉	DATE	2012/09/19
CHECKED	Wang	DATE	2012/09/19
APPROVED	Wen	DATE	2012/09/19